

REGAL "PROFESSIONAL"



**ELETTROPOMPE SOMMERGIBILI DRENAGGIO PER ACQUE SPORCHE E LEGGERMENTE SABBIOSE
SUBMERSIBLE ELECTRIC PUMPS FOR LIGHTLY SANDY FOUL WASTEWATER DRAINAGE**

SERVIZIO CONTINUO ALTERNATO - ALTERNATED CONTINUE SERVICE

PREVALENZA : 10,5 mt. ÷ 16,5 mt.
PORTATA : 15,0 m³/h ÷ 27,0 m³/h
POTENZA NOMINALE : 0,6 kW (0,8HP) ÷ 1,5 kW (2,2HP)
PASSAGGIO SOLIDI FINO A 10 mm.
PASSAGGIO SOLIDI FINO A 30 mm. (SERIE VOX)


PUMP HEAD..... : 10,5 mt to 16,5 mt
DELIVERY..... : 15,0 m³/h to 27,0 m³/h
RATED HORSEPOWER : 0.6 kW (0,8HP) to 1.5kW (2,2HP)
SOLID MATTER BYPASS up to 10 mm
SOLID MATTER BYPASS up to 30 mm (VOX SERIES)

APPLICAZIONI

- SVUOTAMENTO DI CANTINE, AUTORIMESSE, SCANTINATI
- PARTICOLARMENTE ADATTE PER CANTIERISTICA.
- SVUOTAMENTO DI PISCINE VASCHE IN GENERE E SERBATOI.
- SVUOTAMENTO DA ACQUE PIOVANE, D'INFILTRAZIONE, DI POZZETTI O VASCHE DI RACCOLTA.
- IRRIGAZIONE ORTI E GIARDINI.

APPLICATIONS

- CELLAR, GARAGE AND BASEMENT PUMP OUT.
- PARTICULARLY SUITED TO CONSTRUCTION WORK SITES
- SWIMMING POOLS, ALL SORTS OF VATS, TANKS AND RESERVOIR PUMP OUT.
- RAIN, SEEPAGE, SUMP PIT AND CATCH TANK WATER PUMP OUT.
- GARDEN AND VEGETABLE-GARDEN IRRIGATION.



AVARVEN®

CARATTERISTICHE DI COSTRUZIONE

- ELETTOPOMPA A DOPPIA CAMERA (MOTORE, TENUTA MECCANICA).
 - MOTORE A BAGNO D'OLIO (BIODEGRADABILE E DIELETTRICO) PER RAFFREDDAMENTO E LUBRIFICAZIONE CUSCINETTI.
 - ANELLO DI TENUTA LATO MOTORE.
 - TENUTA MECCANICA A BAGNO D'OLIO
 - IMMERSIONE MASSIMA: mt. 5.
 - GRADO DI PROTEZIONE IP 68.
 - CLASSE DI ISOLAMENTO: F
 - TEMPERATURA MAX.LIQUIDO POMPATO: 50°C
 - PASSAGGIO LIBERO: 10 mm. REGAL 80 - 100 - 150
30 mm. REGAL 100 VOX - 150 VOX - 200 VOX
 - VERSIONI: Monofase: 220-277V/50Hz o 220-277V/60Hz con protettore termico incorporato e condensatore permanentemente inserito.
Trifase: 220-277V/50Hz o 380-480V/50Hz e 220-277V/60Hz o 380-480V/60Hz con protezione da sovraccarico a cura dell'utente.
 - POTENZA MOTORE:
DA 0,6kW (0,8 Hp) a 1,1kW (1,5Hp) versioni monofase e trifase.
DA 1,5kW (2 Hp) versioni trifase.
 - VERSIONI MONOFASI AUTOMATICHE CON GALLEGGIANTE O MANUALI SENZA GALLEGGIANTE
 - CAVO STANDARD:
Monofase: 10 metri H07RN-F per versione normale (aut.-man).
5 metri H07RN-F solo per versione automatica.(esclusa REGAL150)
Trifase: 10 metri H07RN-F
- SPECIALI VOLTAGGI E FREQUENZE A RICHIESTA.

DESIGN ENGINEERING

- DOUBLE CHAMBER ELECTRIC PUMP (MOTOR, MECHANICAL SEAL).
- OIL BATH MOTOR (BIODEGRADABLE AND DIELECTRIC) FOR COOLING AND BEARING LUBRICATION.
- SEALING RING - ENGINE FACE.
- OIL BATH MECHANICAL SEALS.
- PERMISSIBLE DRAUGHT OF WATER: 5 m
- IP 68 PROTECTION CLASS.
- CLASS "F" INSULATION
- MAX. PUMPED LIQUID TEMPERATURE: 50°C
- BY PASS SECTION: 10 mm. REGAL 80 - 100 - 150
30 mm REGAL 100 VOX - 150 VOX - 200 VOX
- VERSIONS: Single Phase: 220-277V/50 Hz or 220-277V/60 Hz with built in thermal protection and permanent capacitor.
Three Phase : 220-277 V/50Hz or 380-480V/50Hz and 220-277V/60Hz or 380-480V/60Hz with overload protection care of the User
- MOTOR POWER:
From 0.6 kW (0.8 HP) to 1.1kW (1.5 HP) single phase and three phase versions.
From 1,5 kW (2 HP) three phase versions.
- AUTOMATIC SINGLE PHASE VERSIONS WITH FLOATER OR MANUAL SINGLE PHASE VERSIONS, WITHOUT FLOATER
- STANDARD CABLE FEATURES:
Single Phase: 10 metres H07RN-F for the standard version (automatic-manual)
5 metres H07RN-F only for the automatic version(excluded REGAL150)
Three Phase: 10 metres H07RN-F

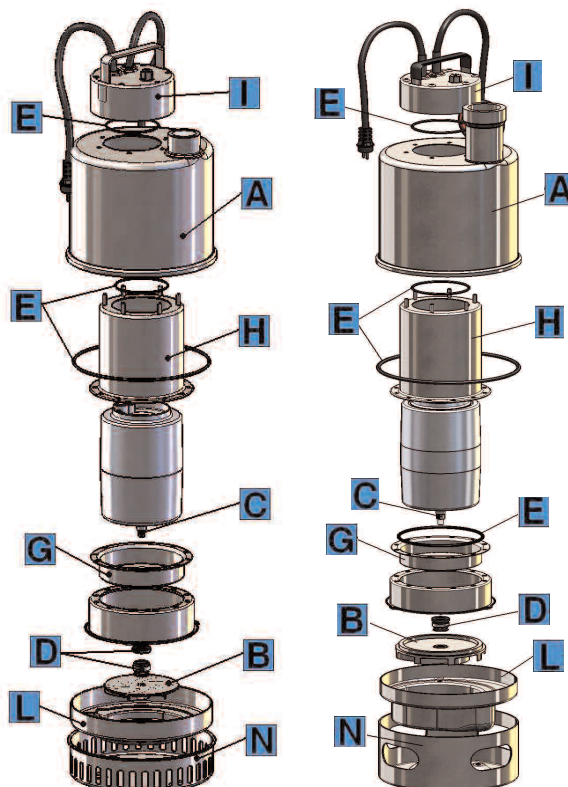
CUSTOMISED VOLTAGE AND FREQUENCY RATING AVAILABLE ON DEMAND.

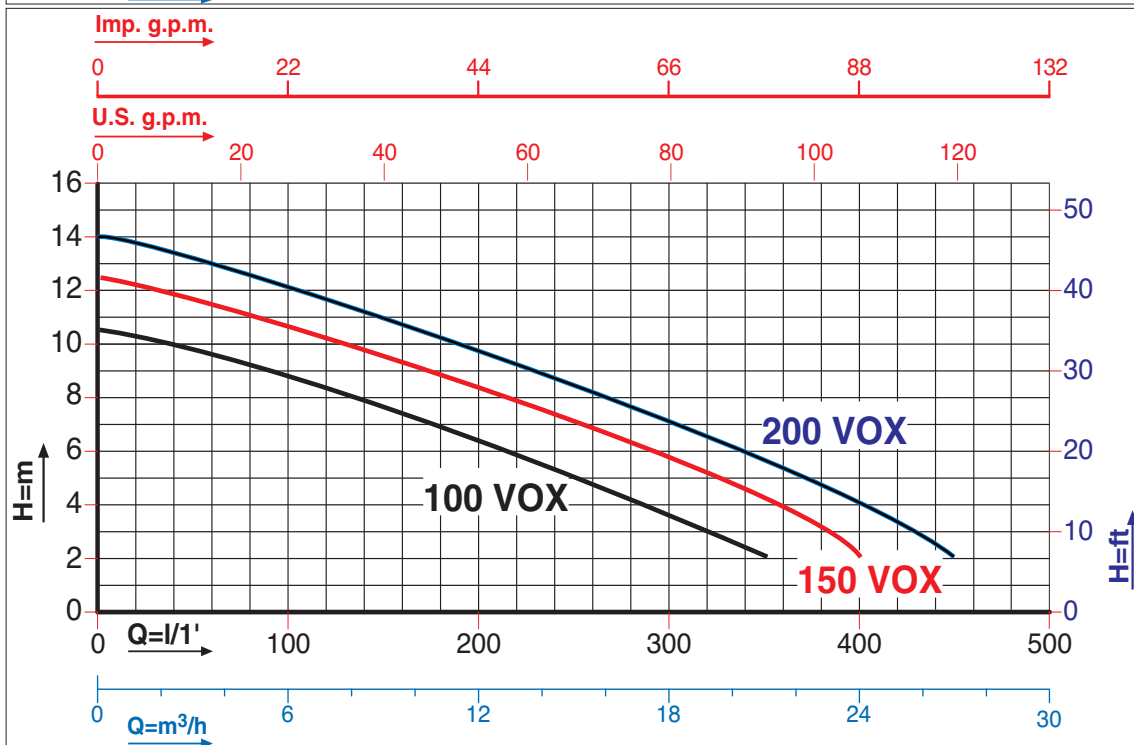
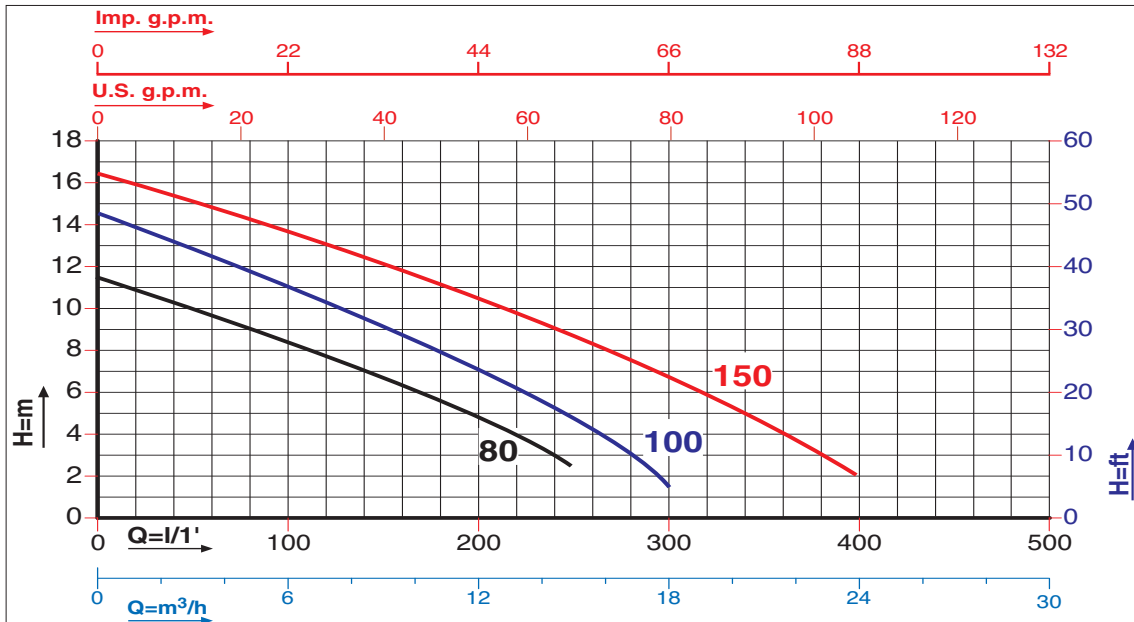
TABELLA MATERIALI / MATERIALS TABLE:

Pos.	Componente / Component	Materiale / Materials
A	Carcassa esterna / External motor housing	ACCIAIO INOX AISI 304 - DIN 1.4301 STAINLESS STEEL
B	Girante / Impeller	
C	Albero (lato pompa) Shaft (pump side)	ACCIAIO INOX AISI 316 - DIN 1.4401 STAINLESS STEEL
D	Tenuta meccanica Mechanical seal	Lato pompa / Pump side CARBURIO DI SILICIO-CERAMICA SILICON CARBIDE-CERAMIC
		Lato motore / Motor face ANELLO DI TENUTA NBR NBR SEAL RING
E	O-ring	NBR
G	Porta motore / Motor holder	ACCIAIO INOX AISI 304 - DIN 1.4301 STAINLESS STEEL
H	Carcassa motore / Motor housing	
I	Coperchio / Cover	
L	Diffusore / Diffuser	
N	Base / Base	

REGAL 80 - 100 - 150

REGAL 100-150-200 VOX

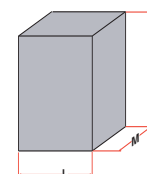
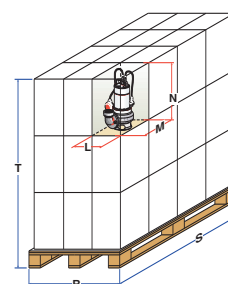
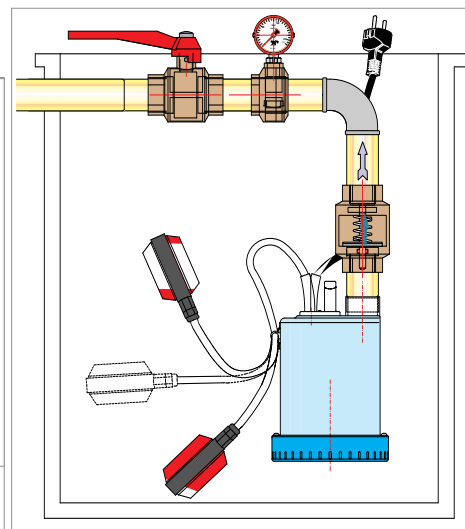
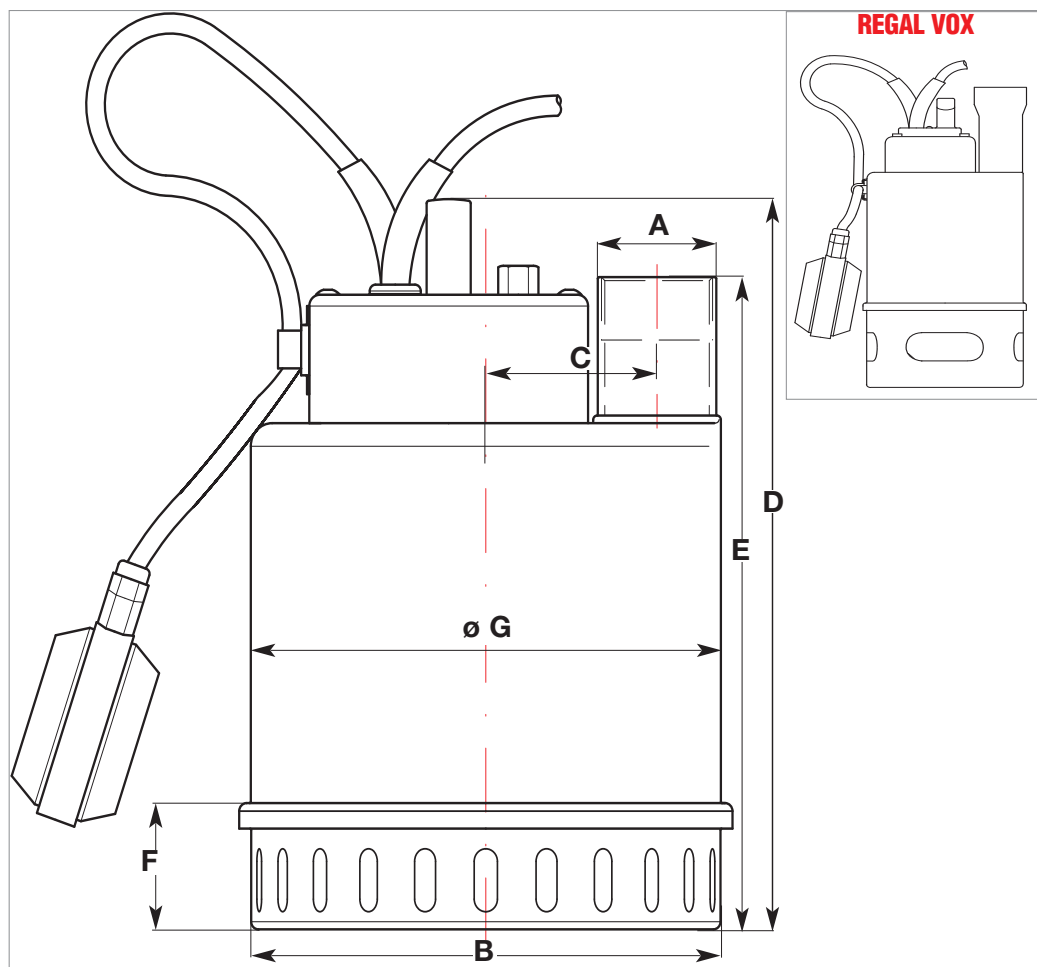




Caratteristiche di funzionamento a 2800 rpm 50Hz e 3450 rpm 60Hz - Performances at 2800 rpm 50 Hz and 3450 rpm 60 Hz
 Le prestazioni valgono per liquidi con densità $\rho = 1,0 \text{ kg/dm}^3$ ed una viscosità $\nu = 1 \text{ mm}^2/\text{s}$ / The performance data holds true for liquids with a $\rho = 1,0 \text{ kg/dm}^3$ density and a $\nu = 1 \text{ mm}^2/\text{s}$ viscosity.

MODELLO MODEL	VOLTAGGIO VOLTAGE	DATI ELETTRICI / ELECTRICAL DATA						DATI IDRAULICI / HYDRAULIC DATA									
		P1max kW	P2 nom. kW	I max HP	I max Ampere	Condensatore Capacitor μF	VC	H (m)									
								0	3	6	9	12	15	18	21	24	27
REGAL 80 M	1 x 220-230V	1,1	0,6	0,8	4,5	16,0	450	0	3	6	9	12	15	18	21	24	27
REGAL 80 T	3 x 380-440V	0,9	0,6	0,8	2,1	---	---	0	3	6	9	12	15	18	21	24	27
REGAL 100 M	1 x 220-230V	1,5	0,75	1,0	6,5	20,0	450	0	3	6	9	12	15	18	21	24	27
REGAL 100 T	3 x 380-440V	1,3	0,75	1,0	2,2	---	---	0	3	6	9	12	15	18	21	24	27
REGAL 150 M	1 x 220-230V	2,2	1,1	1,5	10,6	30,0	450	0	3	6	9	12	15	18	21	24	27
REGAL 150 T	3 x 380-440V	2,0	1,1	1,5	3,3	---	---	0	3	6	9	12	15	18	21	24	27
REGAL 100 VOX M	1 x 220-230V	1,5	0,75	1,0	6,8	20,0	450	0	3	6	9	12	15	18	21	24	27
REGAL 100 VOX T	3 x 380-440V	1,5	0,75	1,0	2,4	---	---	0	3	6	9	12	15	18	21	24	27
REGAL 150 VOX M	1 x 220-230V	2,2	1,1	1,5	9,0	30,0	450	0	3	6	9	12	15	18	21	24	27
REGAL 150 VOX T	3 x 380-440V	2,0	1,1	1,5	3,3	---	---	0	3	6	9	12	15	18	21	24	27
REGAL 200 VOX M	1 x 220-230V	2,4	1,5	2,0	10,5	30,0	450	0	3	6	9	12	15	18	21	24	27
REGAL 200 VOX T	3 x 380-440V	2,2	1,5	2,0	3,8	---	---	0	3	6	9	12	15	18	21	24	27

DIMENSIONI E PESI / SIZE AND WEIGHT DATA:



MODELLO / MODEL	DIMENSIONI POMPA in mm. / PUMP DIMENSIONS in mm.						
	A	B	C	D	E	F	G
REGAL 80	1" 1/2	212,4	73	290,2	259,2	50,5	202
REGAL 100	1" 1/2	212,4	73	290,2	259,2	50,5	202
REGAL 150	2"	212,4	73	326,7	294,7	50,5	202
REGAL 100 VOX	1 1/2"	204	73	344,2	325,2	106	202
REGAL 150 VOX	2"	204	73	384,7	393,2	106	203
REGAL 200 VOX	2"	204	73	384,7	393,2	106	203

MODELLO MODEL	DIMENSIONI SCATOLA / PACKING DIMENSIONS				DIMENSIONI PALLET / PALLET DIMENSIONS				
	L mm	M mm	N mm	Peso / Weight Kg	R mm	S mm	T mm	nr. scatole/cartons	Peso / Weight Kg
REGAL 80	220	320	340	9,0	800	1200	1400	48	447
REGAL 100	220	320	340	11,0	800	1200	1400	48	543
REGAL 150	250	290	460	18,0	800	1200	1400	36	663
REGAL 100 VOX	260	320	480	13,0	800	1200	1400	36	483
REGAL 150 VOX	260	320	480	20,0	800	1200	1400	36	735
REGAL 200 VOX	260	320	480	21,0	800	1200	1400	36	771